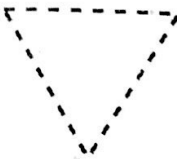
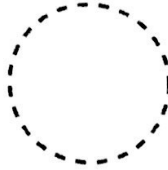



Name _____


On My Own

Trace each shape. Write how many sides and angles.

4.  _____ sides
 _____ angles

5.  _____ sides
 _____ angles

6.  _____ sides
 _____ angles

7.  _____ sides
 _____ angles

Circle the objects that match the description.

8. 3 sides and 3 angles



9. 4 sides and 4 angles





Problem Solving

Draw a picture to solve.

10. Kira draws a shape with 6 sides and 6 angles. What shape does she draw?

6 sides!



11. Alex draws a shape with 3 sides and 3 angles. What shape does Alex draw?

12. Josh drew 3 squares. Katie drew 2 triangles and 1 square. Who drew more angles?

Write Math

Write the name of each shape.
Describe two things about each shape.



1. _____

2. _____



1. _____

2. _____

My Homework

Lesson 2

Sides and Angles

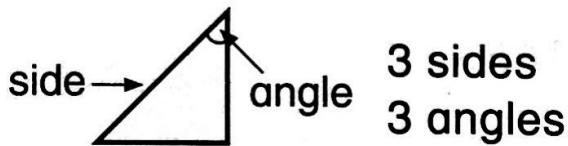
Homework Helper



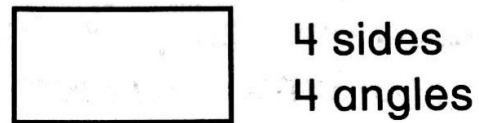
Need help? connectED.mcgraw-hill.com

A two-dimensional shape can be described by its sides and angles.

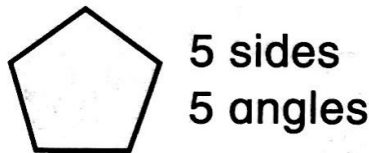
triangle



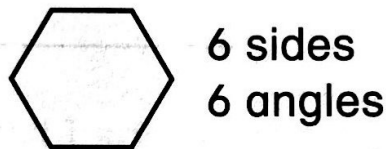
quadrilateral



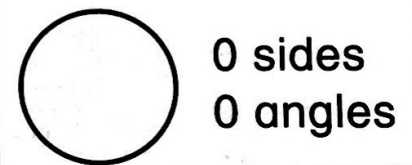
pentagon



hexagon

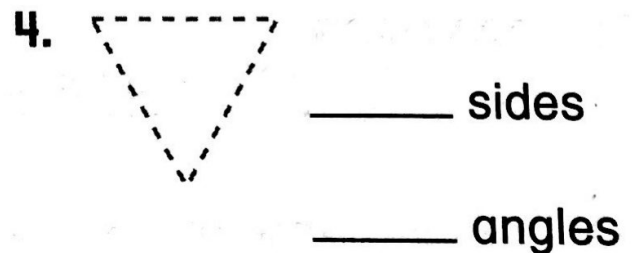
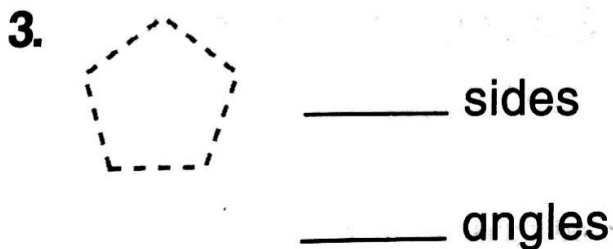

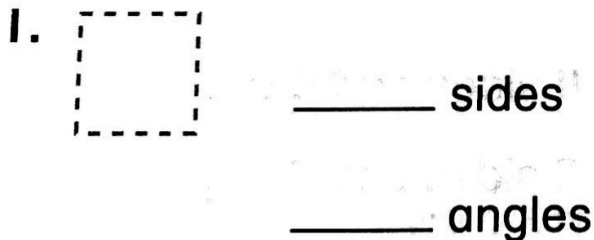


circle



Practice

Trace each shape. Write how many sides and angles.



5. Circle the object that has 8 sides and 8 angles.



6. Jason drew a shape that has 6 sides.
What shape did he draw?

7. Carla drew a triangle and a square.
Janice drew a shape with 6 sides and
6 angles. Who drew more sides
and angles?



Circle time!

Vocabulary Check



Connect the name of each shape to its
number of sides or angles.

- | | |
|------------------|----------------------|
| 8. hexagon | 4 sides and 4 angles |
| 9. quadrilateral | 5 sides and 5 angles |
| 10. triangle | 6 sides and 6 angles |
| 11. pentagon | 3 sides and 3 angles |



Math at Home While driving or walking, look at road signs together.
Ask your child to name and describe the shapes of the signs he or she sees.